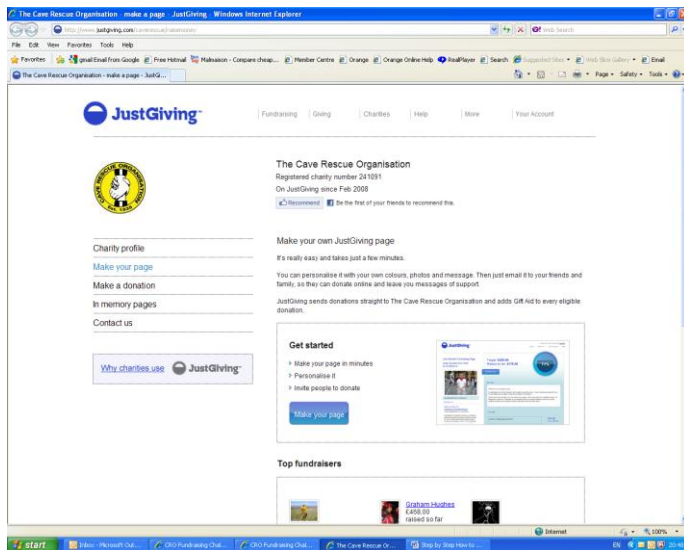


Step by Step How to Register on to the CRO 2012 Challenge

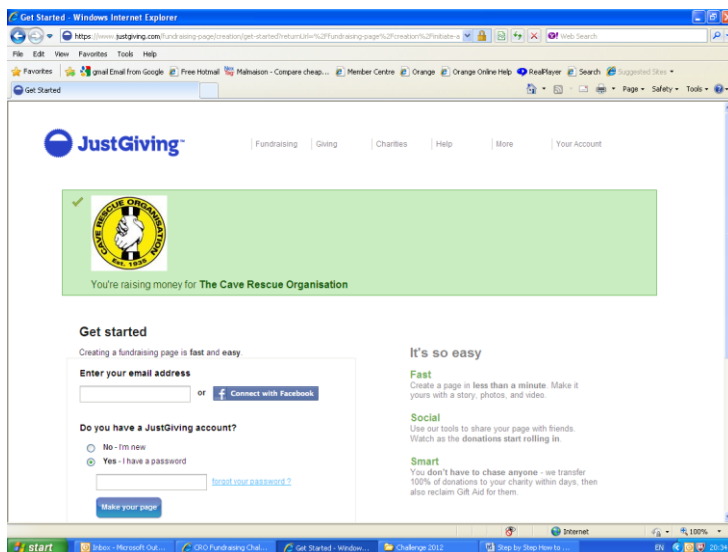
Step 1 – Click on “Create a fund raising page” on our website



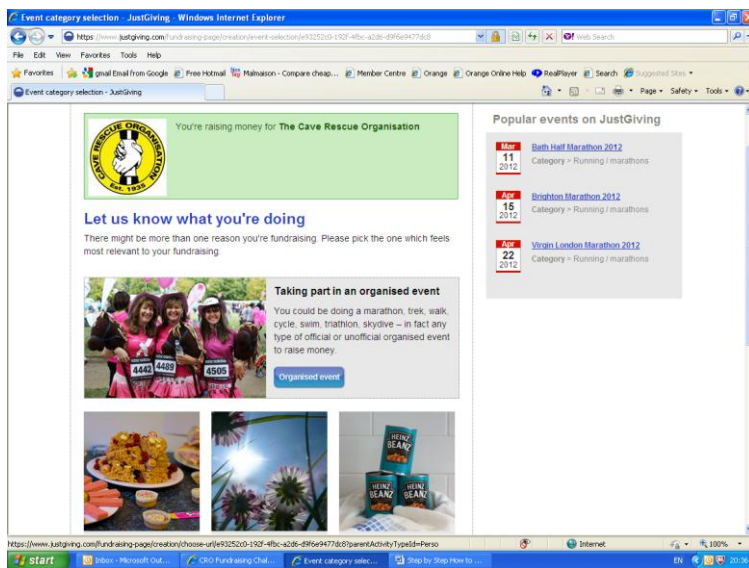
Step 2 – Click on “Make your page”



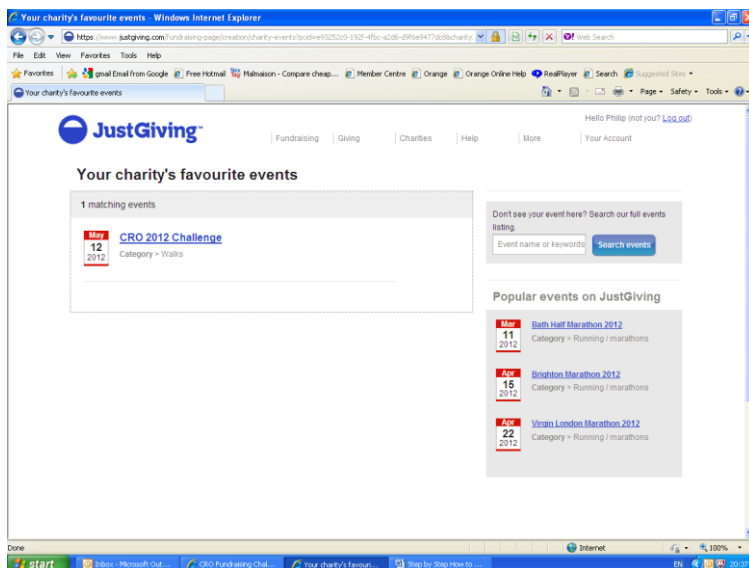
Step 3 – Fill in all the details requested or if you already have a “Just Giving” account login to that.



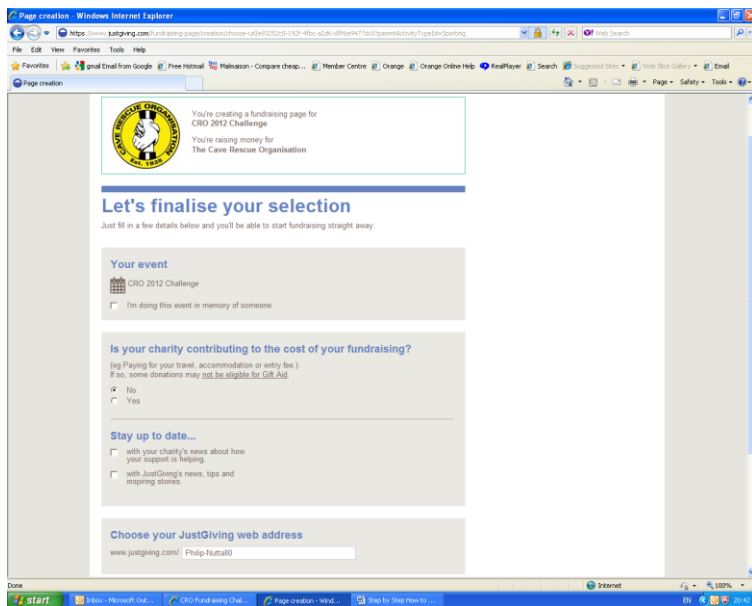
Step 4 – Click on the “Choose” button for “An organised event”



Step 5 – Click the “Choose” button for the “CRO 2012 Challenge”



Step 6 – Fill in details as requested and then click on the “Make your page” – please note that on “Is your charity contributing to the cost of your fundraising?” you need to tick “No”



Step 6 – Create your sponsorship form.

1. Registration to the event is complete. Can I suggest you add some detail to your webpage to inform people which event you are doing, i.e. Ingleborough Marathon or the Clapham Circuit and who you are raising the money for, i.e. Cave Rescue Organisation. If you wish to raise other money for another charity, please can we ask you do not collect the money for them though this webpage, as it will be awkward for the CRO to transfer money.

If you have any questions please email crochallenge@gmail.com

Good luck and thank you for your support!